



Culturally Relevant Pedagogy

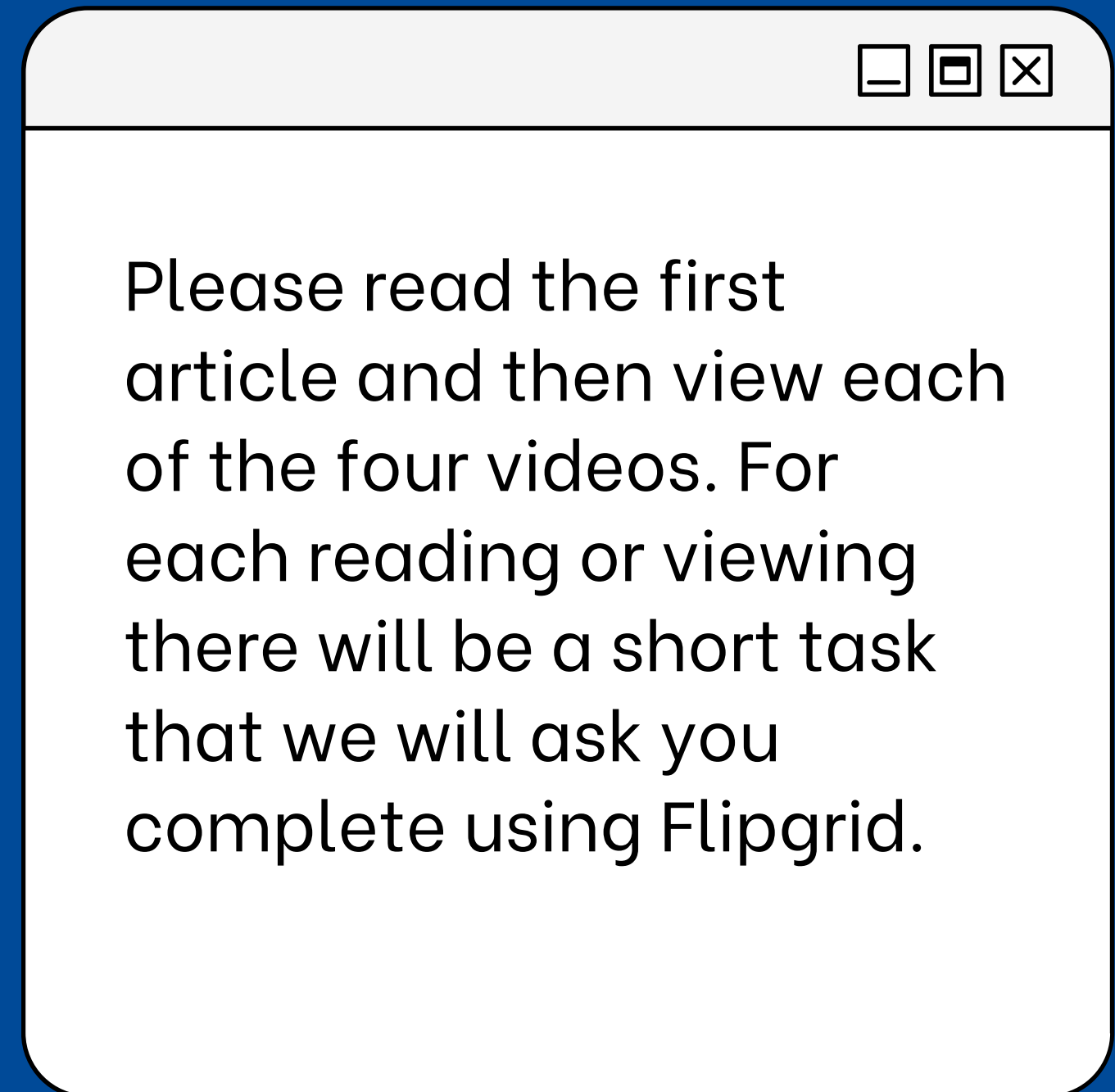
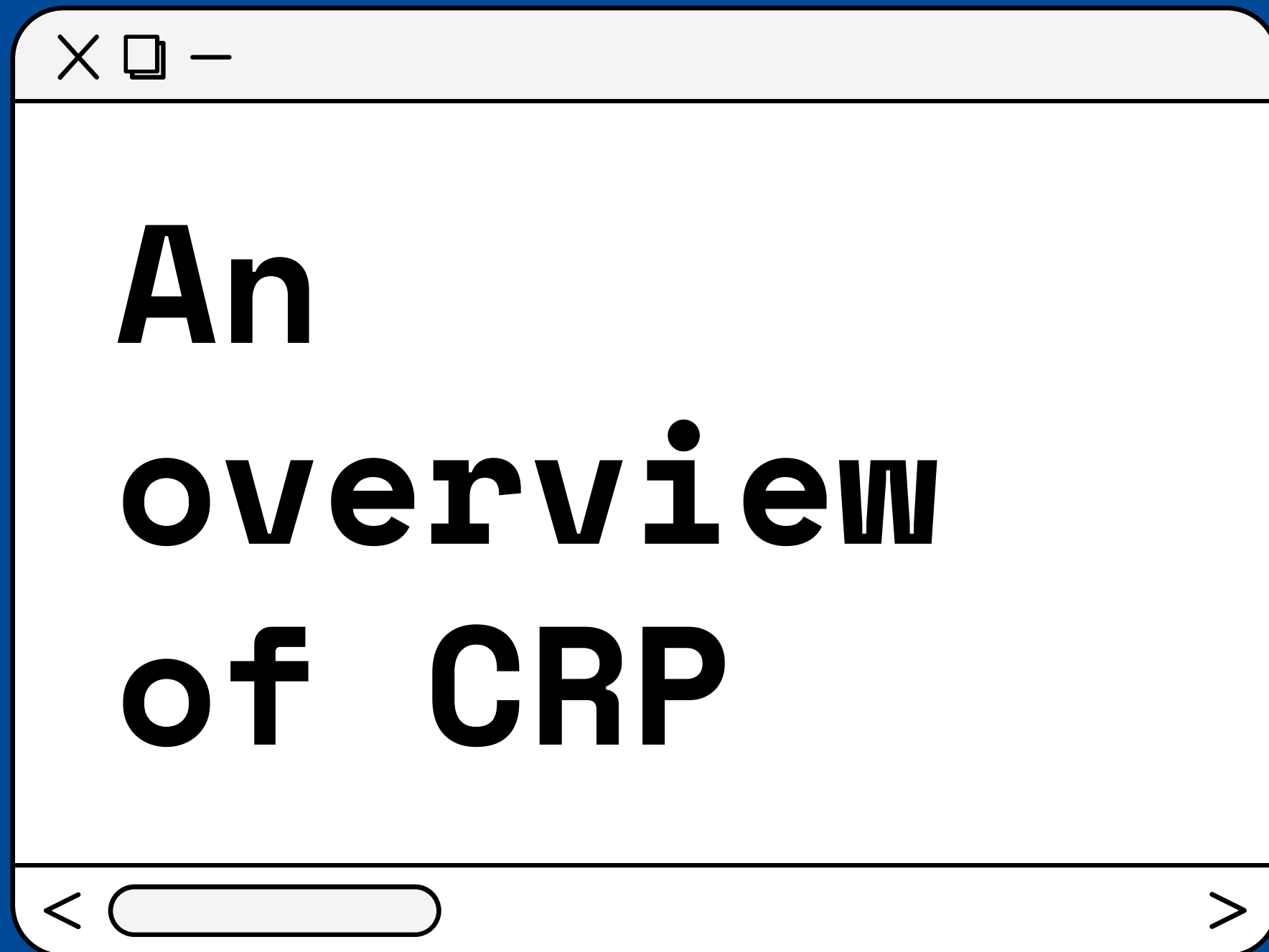
MHU-TPS



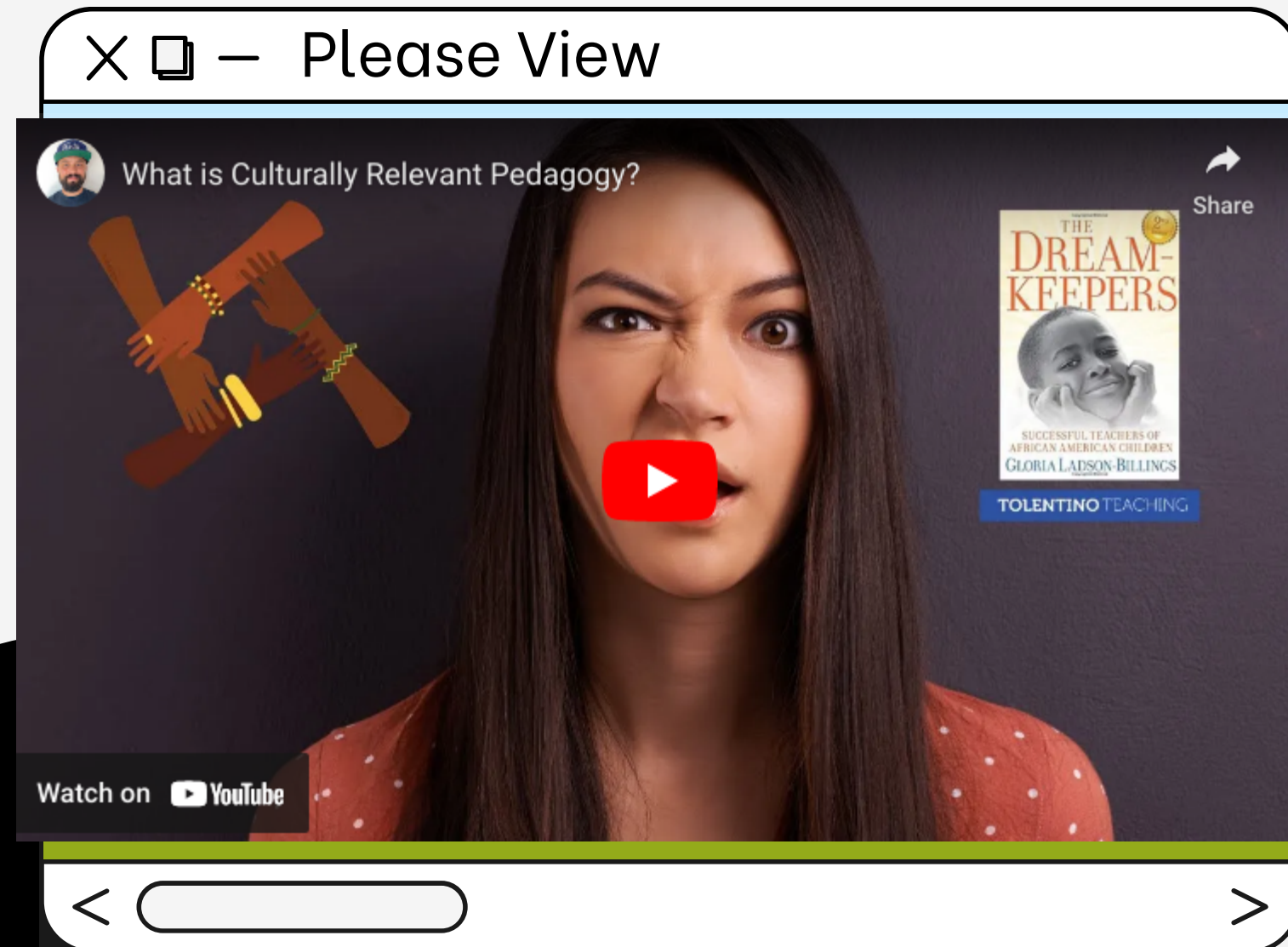
# First Session

Partnership with Madison County





**CRP was first introduced by Dr. Billings**



Please Read

**But**  
**That's**  
**Just Good**  
**Teaching!**





Let's Discuss!

Flipgrid Post -

<https://flipgrid.com/2c5b4b0e>

What are things you already do in your classroom to ensure ALL students achieve academic success?

What new things can you try to ensure that ALL students achieve academic success?

How can we make sure students understand and develop their cultural competence?



# CRP and Primary Sources

Primary Sources can provide an effective vehicle for students to engage in culturally relevant learning.





# Introduction to Primary Sources and CRP

Just 10 minutes



Advantages

Perspectives

**Culturally Relevant Pedagogy Using Primary Sources**  
An Introduction

How do you currently use primary sources in your classroom?

# Discussion Time!

Why is appropriate challenge important for student learning?


Flipgrid -

<https://flipgrid.com/2ac8f377>

How can primary sources promote student questions?

How can primary sources help differentiate the level of challenge for students?

# CRP Tenet 1: Academic Success



1

5th grade students investigate primary sources and compare African kings.

2

Elementary students engage in critical analysis of a primary source photograph.

3

Primary sources are unfiltered evidence from the past.

4

When students analyze primary sources, they interpret the past through the lens of their own cultural knowledge.

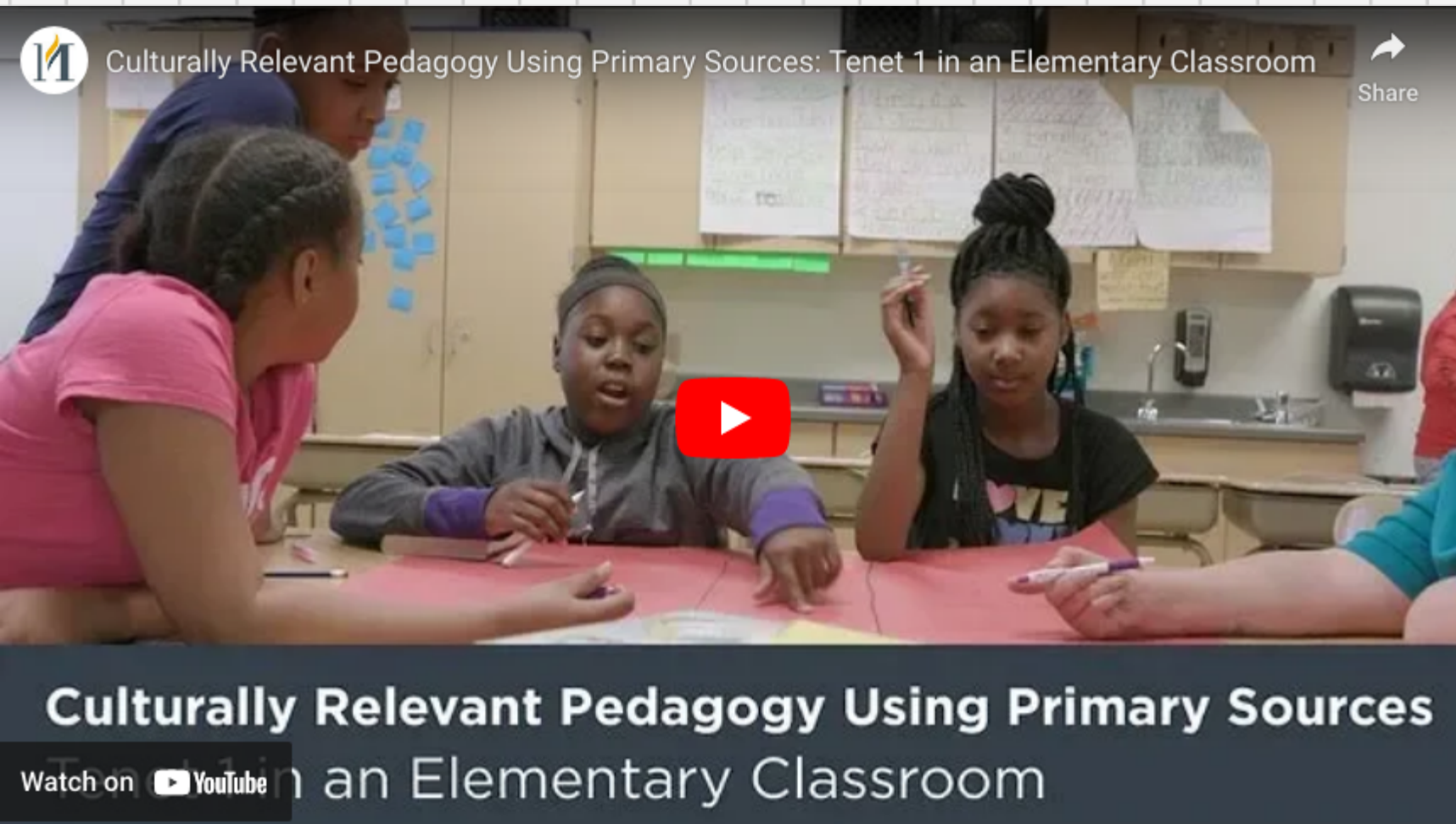
5

Multiple perspectives offered by primary sources are integral to students developing a more nuanced understanding of their world.



# Reflection Questions

- + How are the ancestors of your students portrayed in the curriculum?
- + How could you include more information about absent narratives of Appalachian ancestral past?
- + How does the Observe, Think, Wonder, Know chart engage students in critical thinking?
- + How can you be more intentional about your expectations and support for students?



Use [Flipgrid](#) to answer the Reflection Questions -



# **Tenet 2: Develop Cultural Competence**

**9 minutes**

**Students explore past and present sources from their community.**



**Name**

Point 1

**vs.**

**Name**

Point 2






[Flipgrid](#)

## Discussion Questions

What kinds of scaffolding will your students need to analyze primary sources?

How does using evidence to form an interpretation help students use higher-order thinking skills?

What primary sources from your community's past would you like students to explore?



Analyze  
primary  
sources to  
develop  
questions.

How do we  
know when  
something  
needs to be  
changed?

## Tenet 3

Examine and Critique the Status Quo

**Students use what they learn about the past to examine current society and identify ways to address current social issues.**

a364Bp8g-gE  
[Click here](#) to visit the page.



[Flipgrid](#)



**Why are images  
a useful type  
of primary  
source to use  
with students?**



How can primary  
sources help us  
tackle tough issues  
with school-age  
children?



# Thank you!

Can't wait to meet in January and begin building some primary source curricula to help students explore Appalachian Diversity!

